

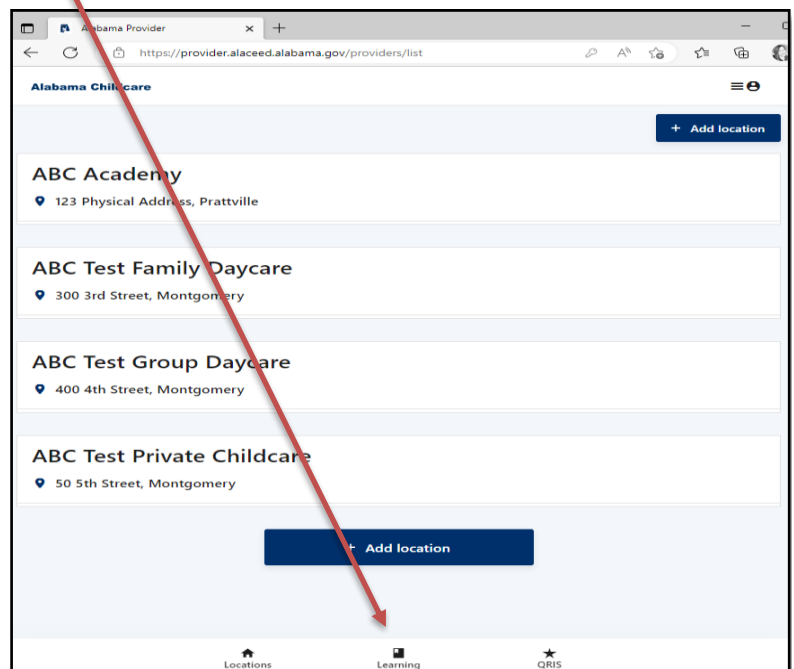
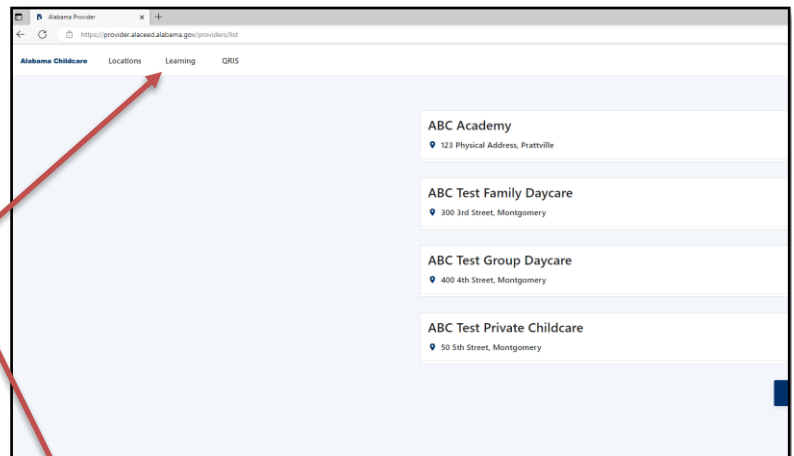


How to complete QRIS Orientation Through AlaCEED

(Updated 2/21/2023)


DHR is requiring that all directors complete orientation for QRIS to meet their updated licensing standards. To complete orientation, everyone must connect to AlaCEED (Step 1 in the QRIS process) regardless of if they plan to go to a higher star, stay at a STAR 1, or remain unrated. Once the providers have been connected to their AlaCEED site, please follow the instructions below to complete your orientation.

1. Once logged back into [AlaCEED](#), you will see three tabs across the top of the page (if on a desktop or laptop with the browser window maximized). If you are on a tablet/smartphone, or have your browser not fully maximized, the tabs will be moved to the bottom of the screen. **Click the “Learning” tab.**

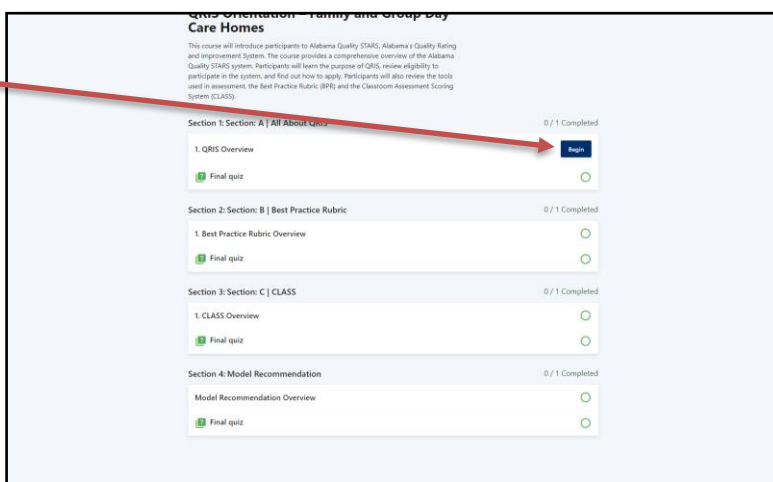


2. Once you have clicked the Learning tab, you will have a page that looks like this (tablet/smart phone users may have to scroll to see all parts). **You will ONLY complete the orientation module that matches your licensing type.**

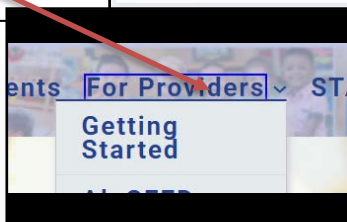
On this screen you will be able to see all progress. Once you start orientation, you can click on the “In Progress” tab to see what is in progress and the “Completed” tab to see completed modules. **Click “Get Started” on the module that matches your licensing type.**



3. You **must** complete all four sections to receive your certificate. You **must** watch the videos **in order** and earn the green check before moving onto the next video. **Click “Begin.”**




Help Tip: Below the videos are links to resources. Make sure to click on these before you start the video so you can follow along. You will be able to go back to orientation and any video to retrieve and download these resources and rewatch any video if you need to do so. Resources are also available on the Alabama Quality STARS website. Click on For Providers from the menu on the main page of the [Alabama Quality STARS website](https://www.alabamastars.org) and click on each model type to find all documents used.



4. You can do the orientation at your own pace (Total orientation is about 1 Hour). You do not have to do it in one sitting. However, make sure you have completed the video you are currently watching to earn the green check and save your progress. If you do not, you will have to rewatch the video again. **You must wait until the end of the video and click the “Next” or “Finish” button when it goes from Gray to Blue in order to earn credit.**

Help Tip: I watched all of Section A, but instead of clicking “Next/Finish”, I clicked back on the menu to the left to go back out. As a result, I did not earn credit for watching the video (green check is not showing) and will be required to go back and rewatch the entire video from the beginning before I can move forward.

1. QRIS Overview



STAR Ratings

STAR ratings are assigned based on meeting the minimum required scores on the Best Practice Rubric and CLASS. Programs receive incentive funding based on their assigned rating.

	2 STAR	3 STAR	4 STAR	5 STAR
Total Minimum Best Practice Rubric Points (optional)	40 points	80 points	95 points	110 points
Total Minimum CLASS Score Points (optional)	N/A	30 points	40 points	50 points

Capacity	STAR 1	STAR 2	STAR 3	STAR 4	STAR 5
Up to 50	\$9,000	\$13,500	\$20,250	\$29,375	\$45,575
51-99	\$12,000	\$18,000	\$27,000	\$40,500	\$60,750
Over 100	\$16,000	\$24,000	\$36,000	\$54,000	\$81,000

Type	STAR 1	STAR 2	STAR 3	STAR 4	STAR 5
Group	\$3,000	\$5,500	\$7,750	\$11,000	\$14,300
Family	\$2,200	\$4,400	\$6,600	\$8,800	\$12,000

PLAY
PAUSE
REWIND
RESTART

To follow along and take notes, use our notes template [Orientation – QRIS Overview Notes Handout](#).

See additional resources:

- [Alabama Quality STARS Guidelines](#)

Back
Finish

1. QRIS Overview



PLAY
PAUSE
REWIND
RESTART

To follow along and take notes, use our notes template [Orientation – QRIS Overview Notes Handout](#).

See additional resources:

- [Alabama Quality STARS Guidelines](#)

Back
Finish

Section 1: Section: A | QRIS Overview

0 / 1 Completed

1. QRIS Overview

Begin

Final quiz

0

5. After each video, you will have a quick, five question quiz to take. You must score a 100% on the quiz before moving forward. **Click “Take Quiz.”**

Back

QRIS Orientation – Day Care Centers

This course will introduce participants to Alabama Quality STARS, Alabama's Quality Rating and Improvement System. The course provides a comprehensive overview of the Alabama Quality STARS system. Participants will learn the purpose of QRIS, review eligibility to participate in the system, and find out how to apply. Participants will also review the tools used in assessment, the Best Practice Rubric (BPR) and the Classroom Assessment Scoring System (CLASS).

Section 1: Section: A | QRIS Overview

1 / 1 Completed

1. QRIS Overview

Final quiz

Take quiz

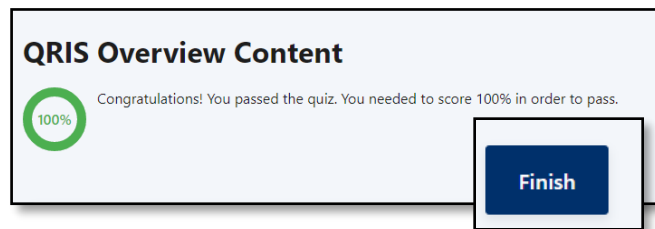
QRIS Overview Content

80%

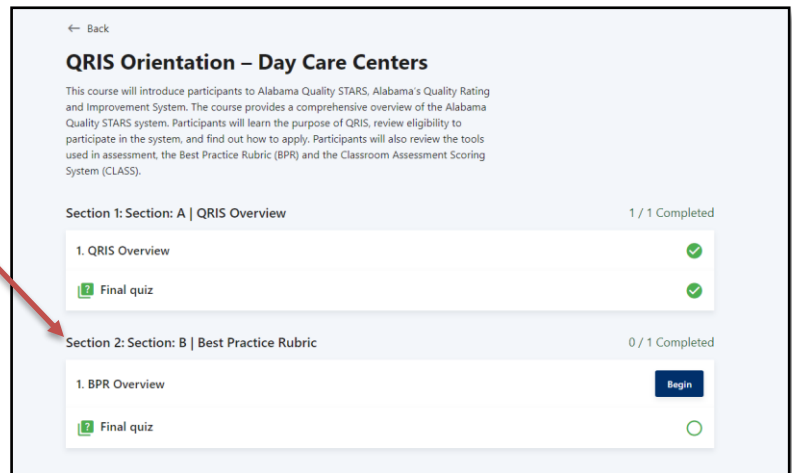
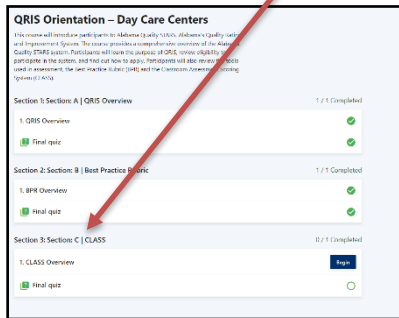
Unfortunately you didn't pass this time. You need 100% to pass the quiz. Review the answers to the questions you got wrong and take the quiz again.

Take quiz again

6. Once you successfully completed the quiz, you will click “Finish” at the bottom of the Quiz Summary Page.



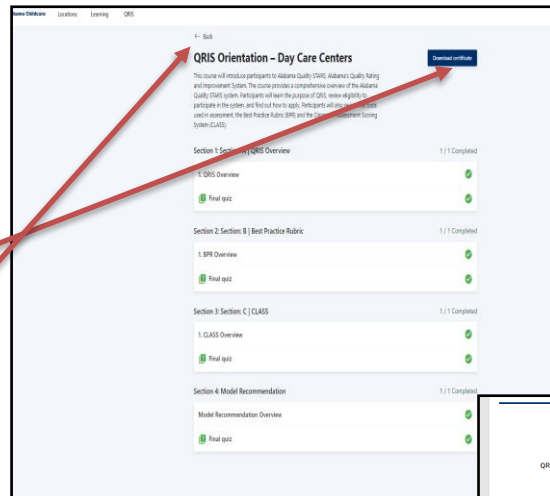
7. You will **repeat instructions 3-6** on this document to complete Section 2, Section 3, and Section 4* of orientation.



* Section 4 has no video, just an explanation of the last quiz

8. Once you have successfully completed all four sections of the orientation, you will be able to download and print your certificate of completion. **Click “Download”**

9. To go back to the Learning Tab landing page, **click “Back”**



Help Tip: You may go back under the Learning tab in [AlaCEED](#) at any time to download your certificate. Also, under “Completed” at any time and rewatch the videos and download the resources associated with each video at your convenience.

